

DATA COLLECTION



2024- 2025

STRIDE ACADEMY K-8

DATA COLLECTION



FastBridge 2025

STRIDE ACADEMY K-8

WHAT IS FASTBRIDGE?

FastBridge is a web-based assessment system that helps teachers identify student needs and monitor their progress in reading, math, and social-emotional behavior (SEB). It's used for students in grades K-12 and is administered three times a year in the fall, winter, and spring.

FASTBRIDGE :

- UNIVERSAL SCREENER
- PROGRESS MONITORING
- ASSESSMENTS



ASSESSMENTS

READING

| Assessment | Grade Levels |
|-----------------------|---------------------------|
| aReading | K-12 |
| earlyReading | K-1 |
| CBMreading | 1-8 English & 1-5 Spanish |
| CBMcomp | 1-8 |
| AUTOreading | K-12 |
| AUTOreading Composite | K-12 |
| COMPefficiency | 2-8 |

MATH

| Assessment | Grade Levels |
|----------------------|--------------|
| aMath | K-12 |
| earlyMath | K-1 |
| CBMmath Automaticity | 1-3 |
| CBMmath CAP | K-8 |
| CBMmath Process | 2-6 |

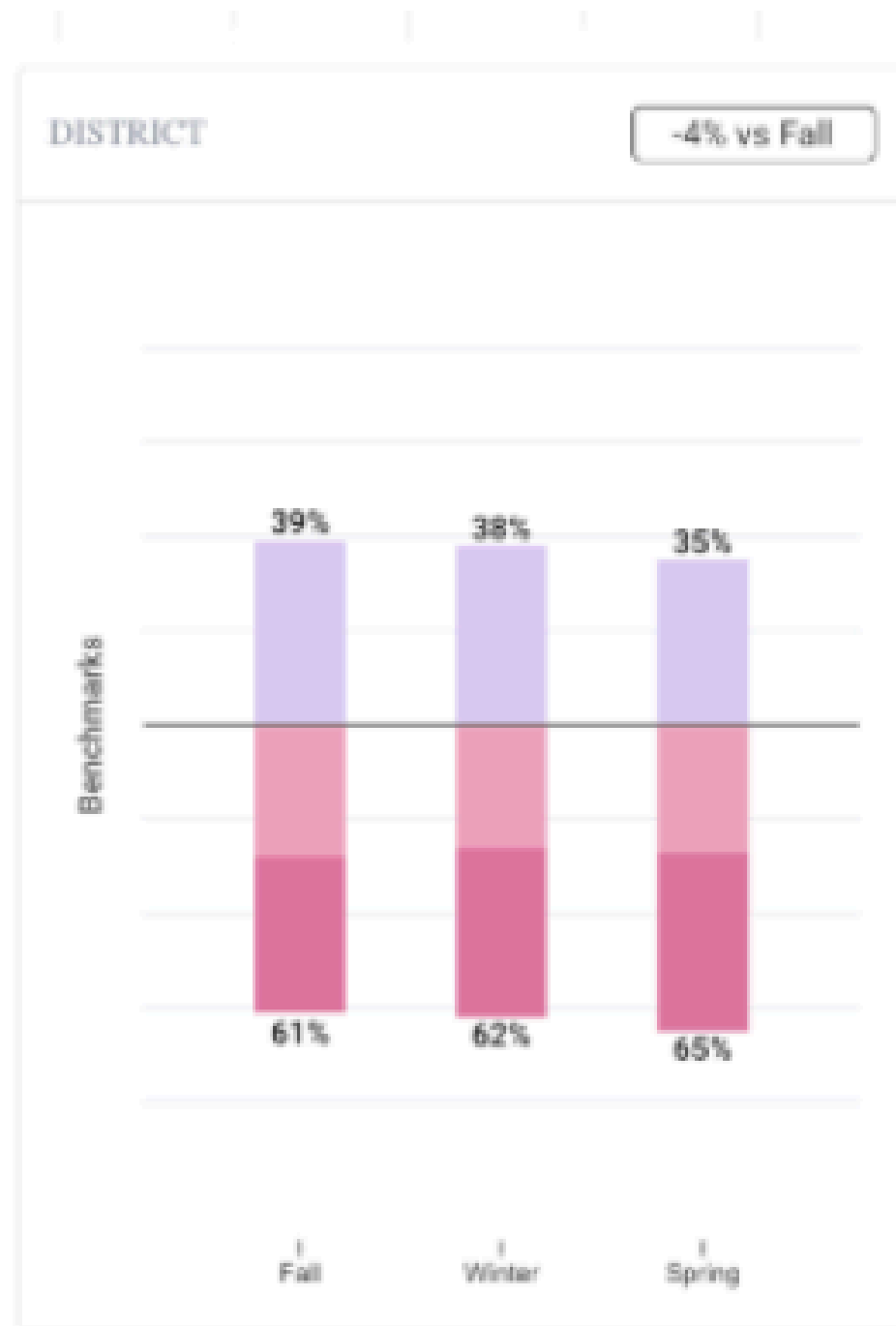
BEHAVIOR AND CLASSROOM ENVIRONMENT

| Assessment | Grade Levels |
|---|--------------|
| Dev-Milestones (through FAST Research Labs) | PK-K |
| SAEBRS | K-12 |
| mySAEBRS | 2-12 |
| DBR (Through FAST Research Labs) | n/a |

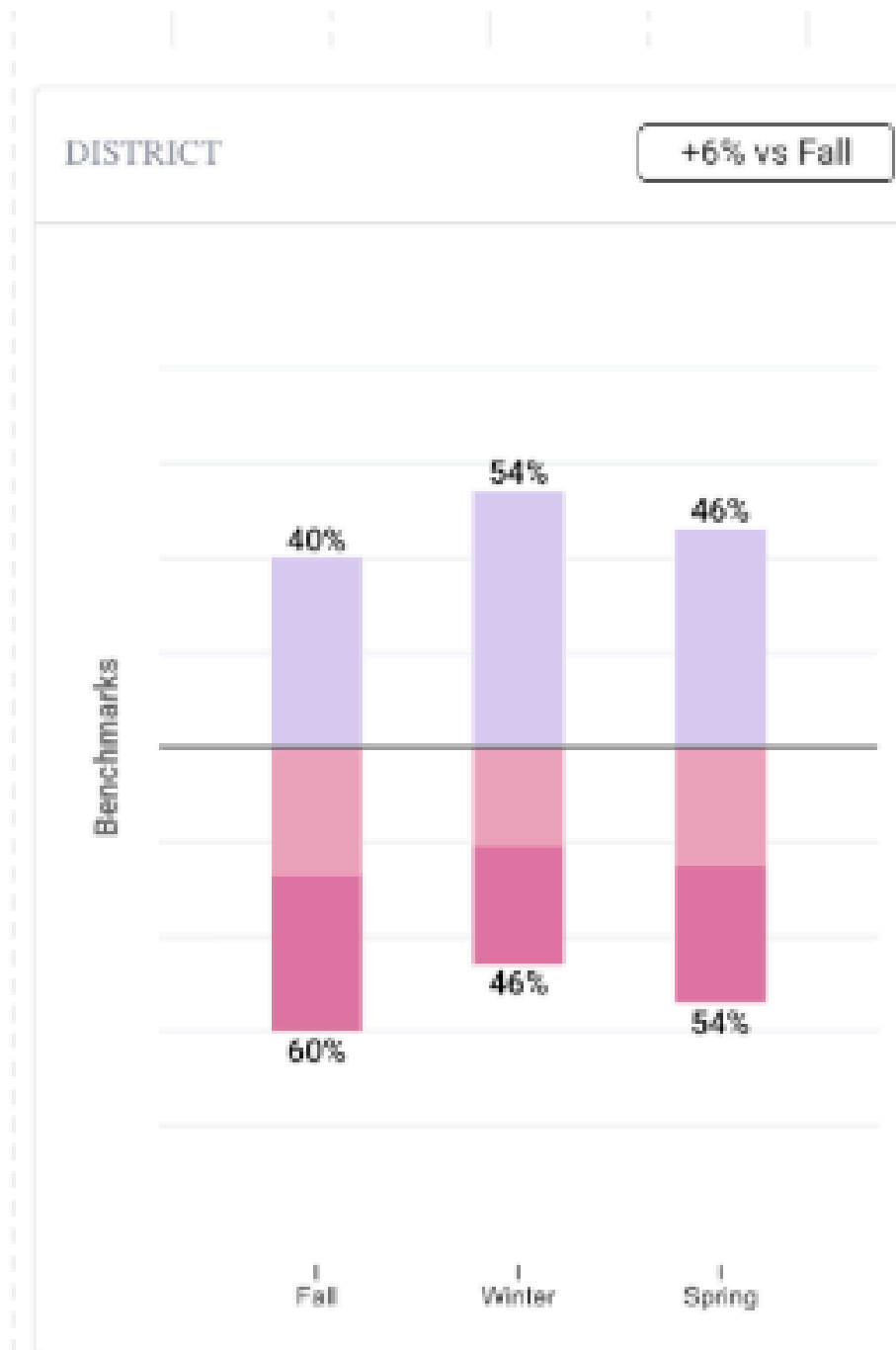


EARLY READING K AND 1

2023-2024



2024-2025



EARLY READING K AND 1

2023-2024

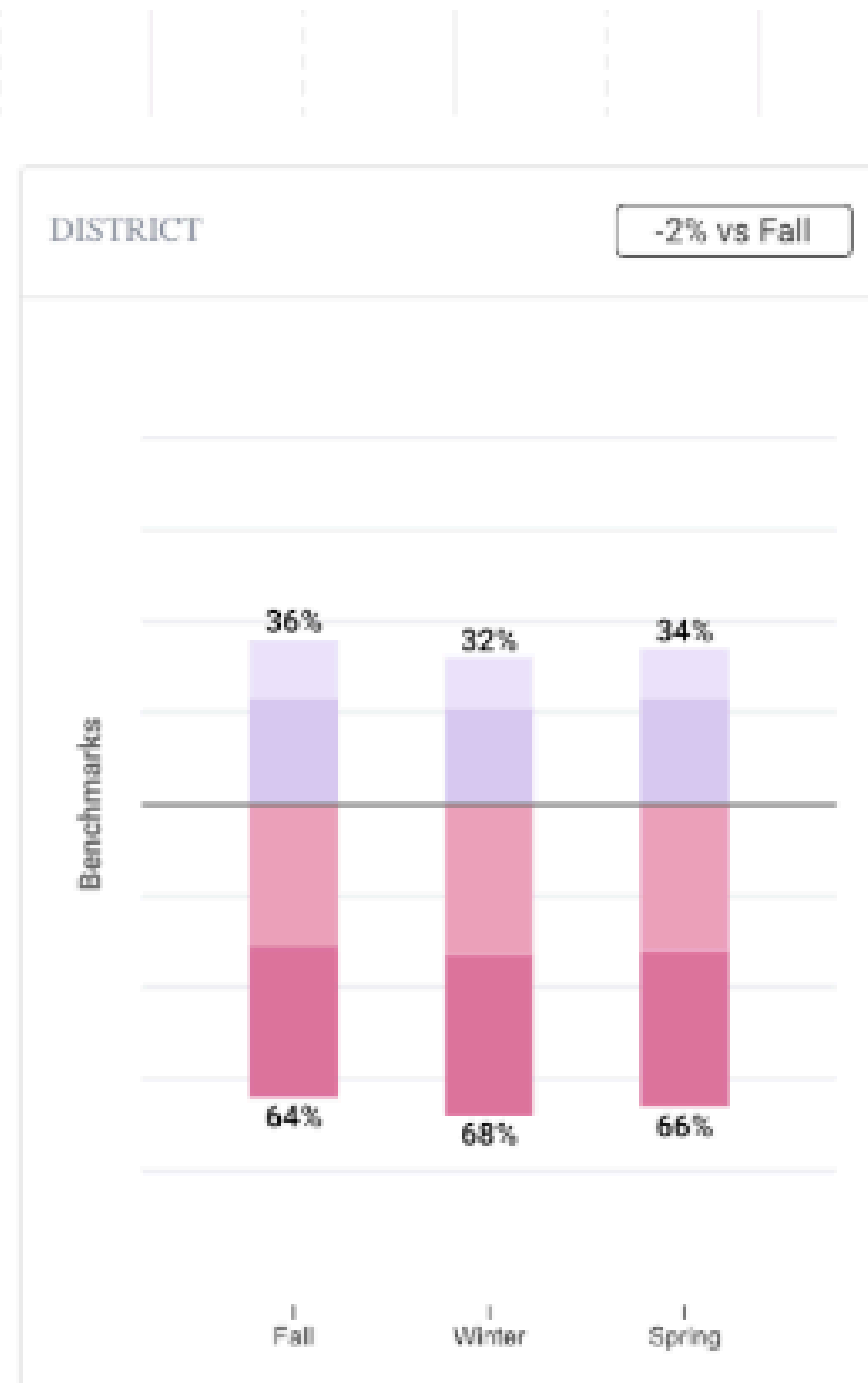
| Grade Level | Median Student <small>⊞ More Data</small> | | Predicted Score | End of Year Goal Score | Benchmark Score |
|-------------|--|--|----------------------------|----------------------------|----------------------------|
| | Fall Score | Spring Score | | | |
| KG | <div><div></div><div>31</div><div></div></div> | <div><div></div><div>58</div><div></div></div> | <div><div></div>58.1</div> | <div><div></div>64.0</div> | <div><div></div>64.0</div> |
| ONE | <div><div></div><div>27</div><div></div></div> | <div><div></div><div>64</div><div></div></div> | <div><div></div>63.9</div> | <div><div></div>66.0</div> | <div><div></div>66.0</div> |

2024-2025

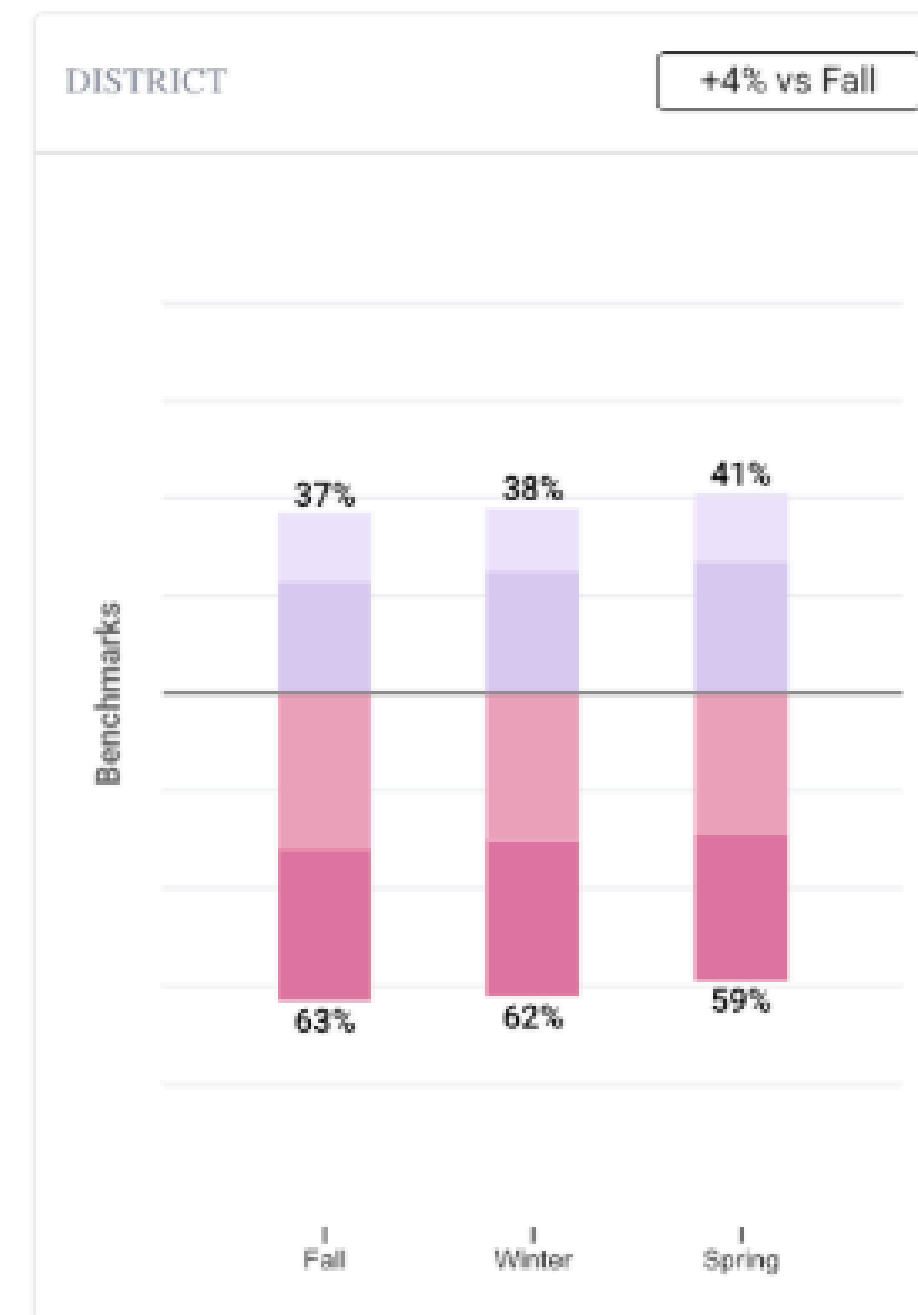
| Grade Level | Median Student <small>⊞ More Data</small> | | Predicted Score | End of Year Goal Score | Benchmark Score |
|-------------|--|--|----------------------------|----------------------------|----------------------------|
| | Fall Score | Spring Score | | | |
| KG | <div><div></div><div>31</div><div></div></div> | <div><div></div><div>65</div><div></div></div> | <div><div></div>65.1</div> | <div><div></div>64.0</div> | <div><div></div>64.0</div> |
| ONE | <div><div></div><div>26</div><div></div></div> | <div><div></div><div>63</div><div></div></div> | <div><div></div>63.4</div> | <div><div></div>66.0</div> | <div><div></div>66.0</div> |

AREADING GR. 2-8

2023-2024




























2024-2025




























AREADING GR 2-8

2023-2024

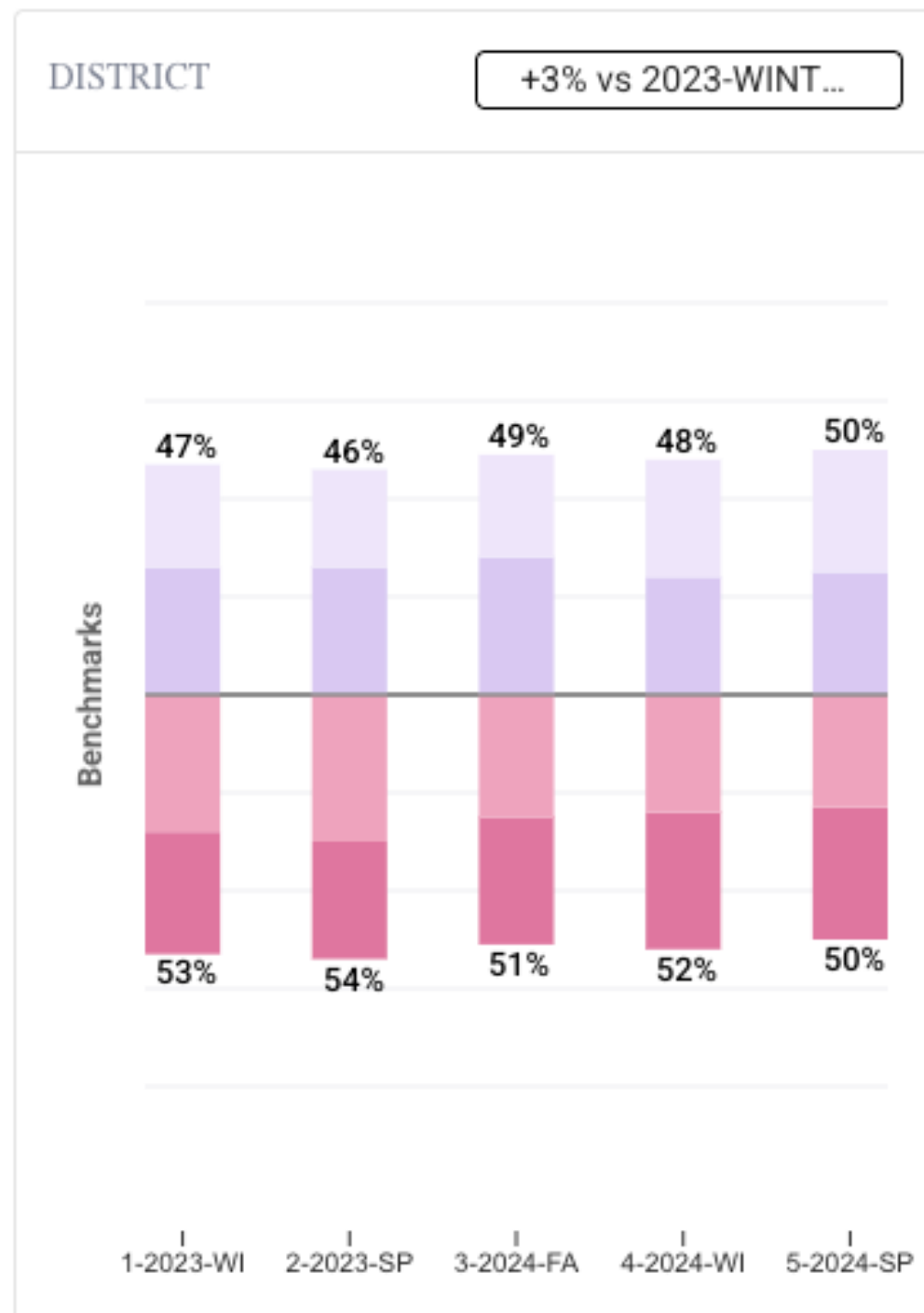
| Grade Level | Median Student <small>More Data</small> | | Predicted Score | End of Year Goal Score | Benchmark Score |
|-------------|--|--|--|--|--|
| | Fall Score | Spring Score | | | |
| TWO |  |  |  481.8 |  490.0 |  490.0 |
| THREE |  |  |  497.8 |  503.0 |  503.0 |
| FOUR |  |  |  510.1 |  513.0 |  513.0 |
| FIVE |  |  |  514.2 |  520.0 |  520.0 |
| SIX |  |  |  517.4 |  524.0 |  524.0 |

2024-2025

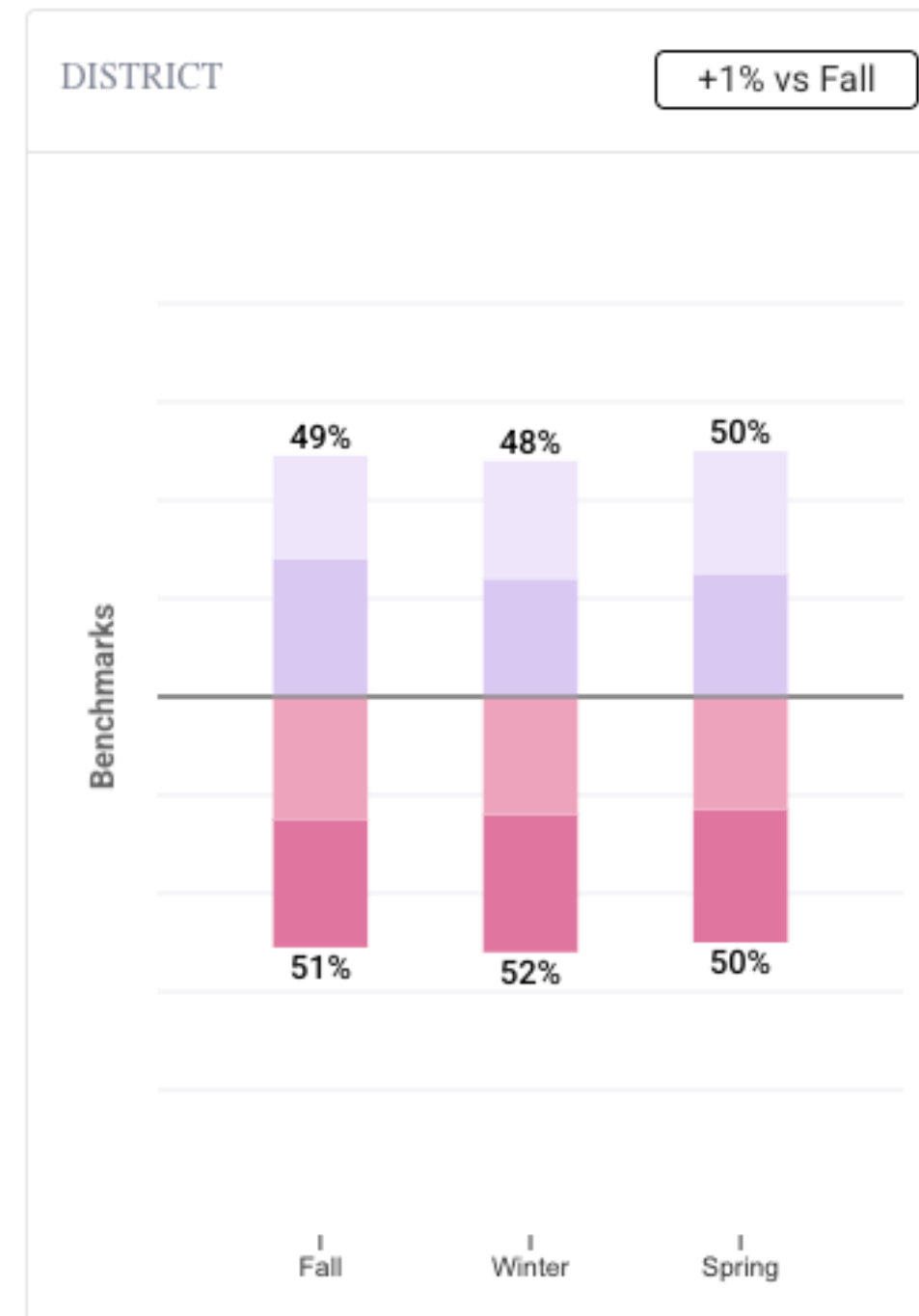
| Grade Level | Median Student <small>More Data</small> | | Predicted Score | End of Year Goal Score | Benchmark Score |
|-------------|---|---|---|---|---|
| | Fall Score | Spring Score | | | |
| TWO |  |  |  493.0 |  505.0 |  490.0 |
| THREE |  |  |  498.6 |  503.0 |  503.0 |
| FOUR |  |  |  506.4 |  513.0 |  513.0 |
| FIVE |  |  |  522.6 |  536.0 |  520.0 |
| SIX |  |  |  531.1 |  541.0 |  524.0 |

CBM FLUENCY GR. 1-8

2023-2025



2024-2025



CBM R ENGLISH-FLUENCY

2023-2024

| | | | | | |
|-------|---|---|---|---|---|
| ONE | - | - | - | - | - |
| TWO | <div><div></div><div>43</div><div></div></div> | <div><div></div><div>74</div><div></div></div> | <div><div></div><div>99.5</div><div></div></div> | <div><div></div><div>101.0</div><div></div></div> | <div><div></div><div>101.0</div><div></div></div> |
| THREE | <div><div></div><div>81</div><div></div></div> | <div><div></div><div>98</div><div></div></div> | <div><div></div><div>119.2</div><div></div></div> | <div><div></div><div>125.0</div><div></div></div> | <div><div></div><div>125.0</div><div></div></div> |
| FOUR | <div><div></div><div>117</div><div></div></div> | <div><div></div><div>142</div><div></div></div> | <div><div></div><div>153.9</div><div></div></div> | <div><div></div><div>175.0</div><div></div></div> | <div><div></div><div>147.0</div><div></div></div> |
| FIVE | <div><div></div><div>117</div><div></div></div> | <div><div></div><div>146</div><div></div></div> | <div><div></div><div>184.4</div><div></div></div> | <div><div></div><div>162.0</div><div></div></div> | <div><div></div><div>162.0</div><div></div></div> |
| SIX | <div><div></div><div>149</div><div></div></div> | <div><div></div><div>156</div><div></div></div> | <div><div></div><div>176.1</div><div></div></div> | <div><div></div><div>171.0</div><div></div></div> | <div><div></div><div>171.0</div><div></div></div> |

2024-2025

| Grade Level | <div><div></div><div>Fall Score</div><div></div></div> | <div><div></div><div>Spring Score</div><div></div></div> | <div><div></div><div>Predicted Score</div><div></div></div> | <div><div></div><div>Goal Score</div><div></div></div> | <div><div></div><div>Benchmark Score</div><div></div></div> |
|-------------|--|--|---|--|---|
| ONE | <div><div></div><div>6</div><div></div></div> | <div><div></div><div>63</div><div></div></div> | - | - | - |
| TWO | <div><div></div><div>61</div><div></div></div> | <div><div></div><div>114</div><div></div></div> | <div><div></div><div>114.7</div><div></div></div> | <div><div></div><div>131.0</div><div></div></div> | <div><div></div><div>101.0</div><div></div></div> |
| THREE | <div><div></div><div>87</div><div></div></div> | <div><div></div><div>122</div><div></div></div> | <div><div></div><div>122.9</div><div></div></div> | <div><div></div><div>125.0</div><div></div></div> | <div><div></div><div>125.0</div><div></div></div> |
| FOUR | <div><div></div><div>114</div><div></div></div> | <div><div></div><div>133</div><div></div></div> | <div><div></div><div>134.0</div><div></div></div> | <div><div></div><div>147.0</div><div></div></div> | <div><div></div><div>147.0</div><div></div></div> |
| FIVE | <div><div></div><div>140</div><div></div></div> | <div><div></div><div>175</div><div></div></div> | <div><div></div><div>175.2</div><div></div></div> | <div><div></div><div>192.0</div><div></div></div> | <div><div></div><div>162.0</div><div></div></div> |
| SIX | <div><div></div><div>145</div><div></div></div> | <div><div></div><div>178</div><div></div></div> | <div><div></div><div>177.1</div><div></div></div> | <div><div></div><div>200.0</div><div></div></div> | <div><div></div><div>171.0</div><div></div></div> |

Your paragraph text

CBM R ENGLISH-FLUENCY

2023-2024

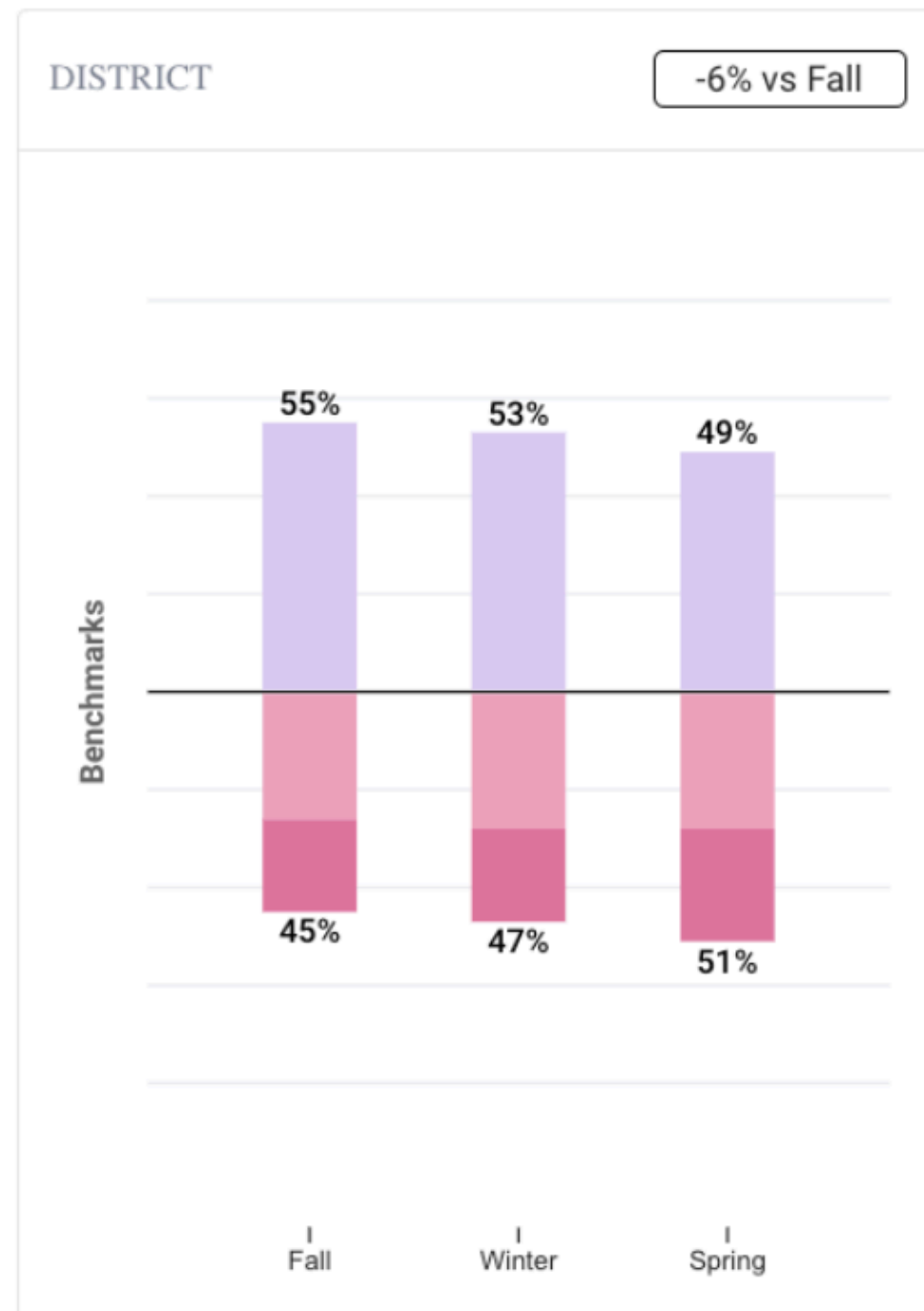
| Grade Level | Median Student <small>⊞ More Data</small> | | Predicted Score | End of Year Goal Score | Benchmark Score |
|-------------|---|---|-----------------------------|-----------------------------|-----------------------------|
| | Fall Score | Winter Score | | | |
| SEVEN | <div><div></div><div></div><div>148</div><div></div><div></div></div> | <div><div></div><div></div><div>176</div><div></div><div></div></div> | <div><div></div>208.9</div> | <div><div></div>187.0</div> | <div><div></div>187.0</div> |
| EIGHT | <div><div></div><div></div><div>162</div><div></div><div></div></div> | <div><div></div><div></div><div>175</div><div></div><div></div></div> | <div><div></div>210.0</div> | <div><div></div>207.0</div> | <div><div></div>177.0</div> |

2024-2025

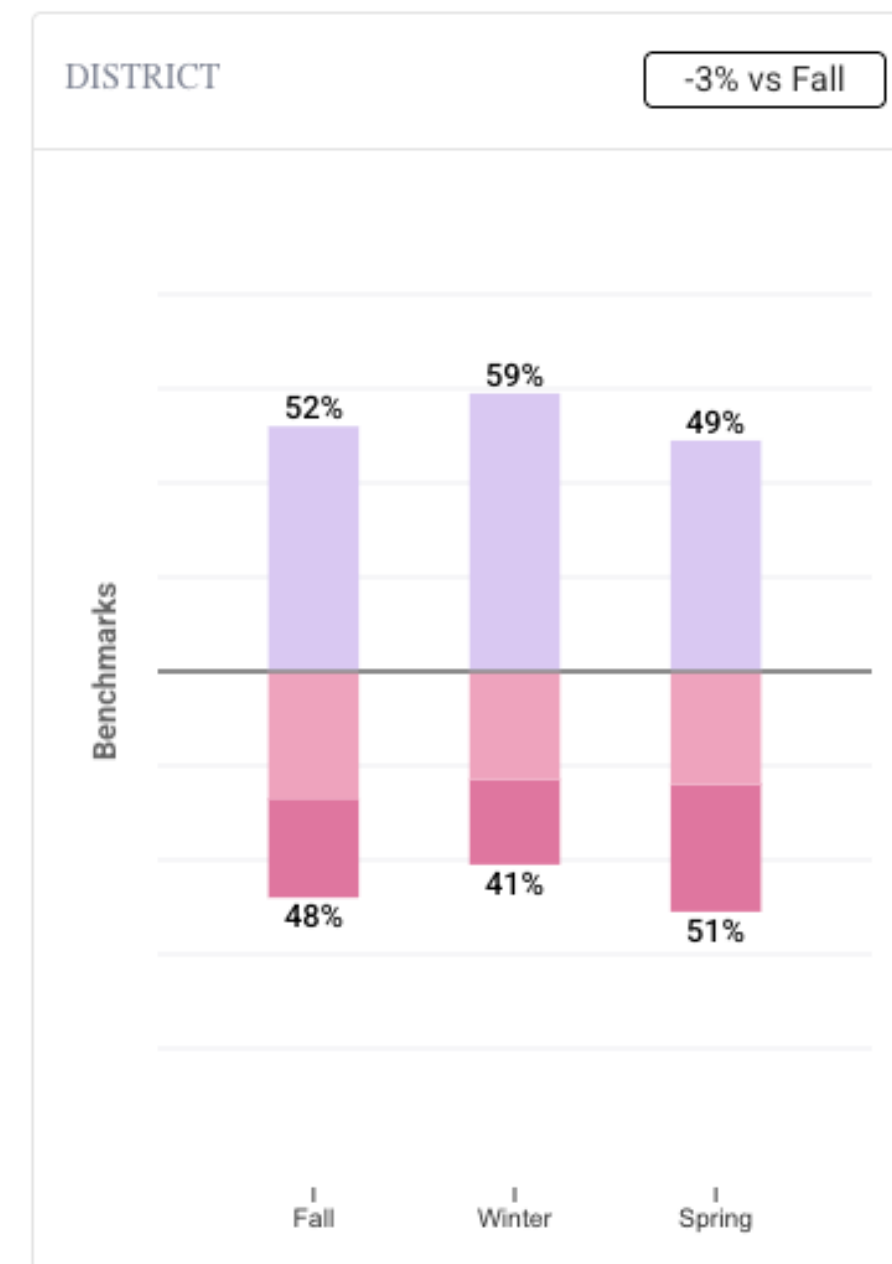
| Grade Level | Median Student <small>⊞ More Data</small> | | Predicted Score | End of Year Goal Score | Benchmark Score |
|-------------|---|---|-----------------------------|-----------------------------|-----------------------------|
| | Fall Score | Spring Score | | | |
| SEVEN | <div><div></div><div></div><div>150</div><div></div><div></div></div> | <div><div></div><div></div><div>192</div><div></div><div></div></div> | <div><div></div>191.3</div> | <div><div></div>217.0</div> | <div><div></div>187.0</div> |
| EIGHT | <div><div></div><div></div><div>152</div><div></div><div></div></div> | <div><div></div><div></div><div>193</div><div></div><div></div></div> | <div><div></div>191.8</div> | <div><div></div>207.0</div> | <div><div></div>177.0</div> |

EARLY MATH K AND 1

2023-2024



2024-2025



EARLY MATH K AND 1

2023-2024

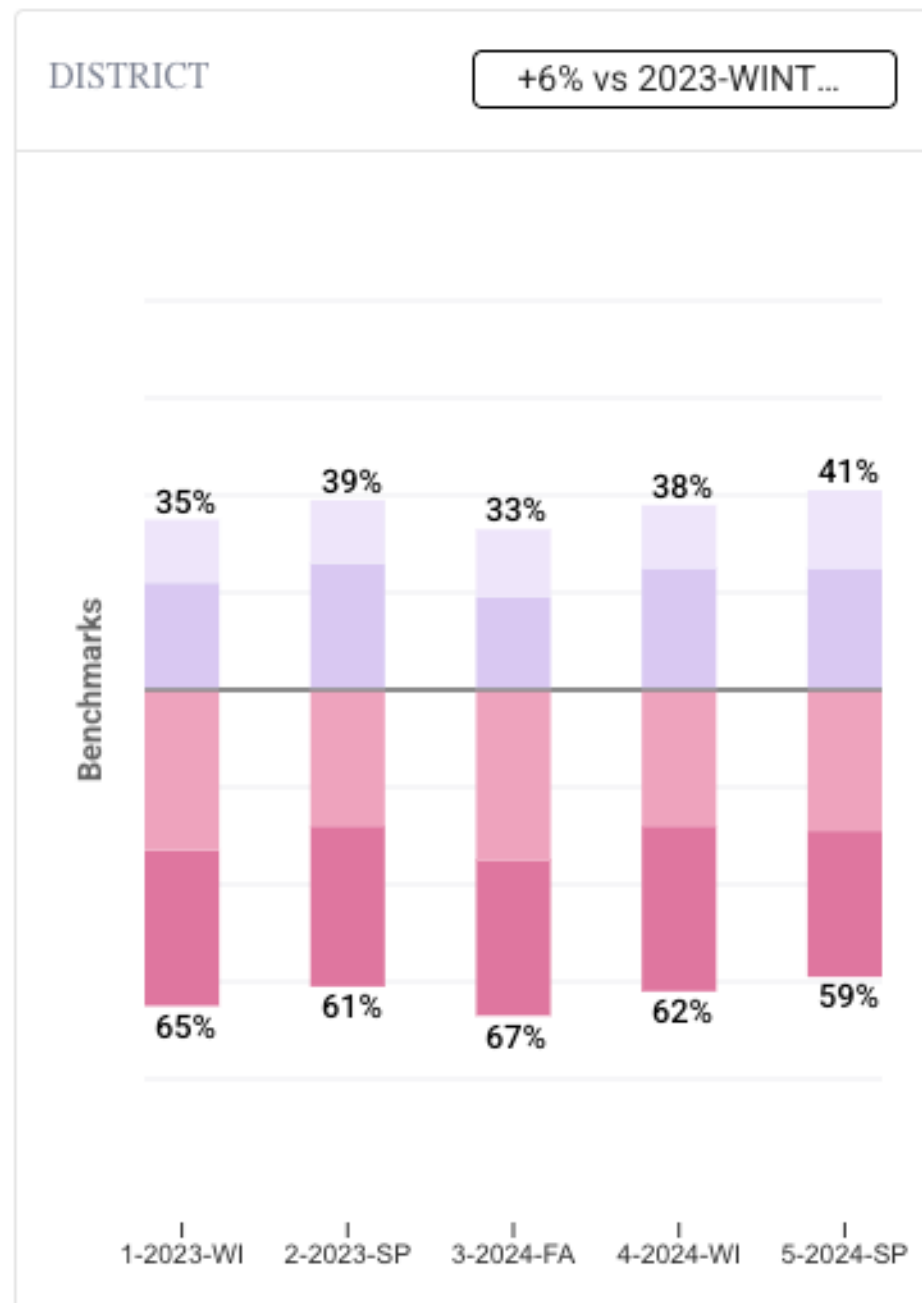
| Grade Level | Median Student <small>more data</small> | | Predicted Score | End of Year Goal Score | Benchmark Score |
|-------------|---|---|------------------|------------------------|------------------|
| | Fall Score | Winter Score | | | |
| KG | <div><div></div><div></div><div>32</div><div></div></div> | <div><div></div><div></div><div>50</div><div></div></div> | <div></div> 69.5 | <div></div> 65.0 | <div></div> 65.0 |
| ONE | <div><div></div><div></div><div>28</div><div></div></div> | <div><div></div><div></div><div>58</div><div></div></div> | <div></div> 82.8 | <div></div> 60.0 | <div></div> 60.0 |

2024-2025

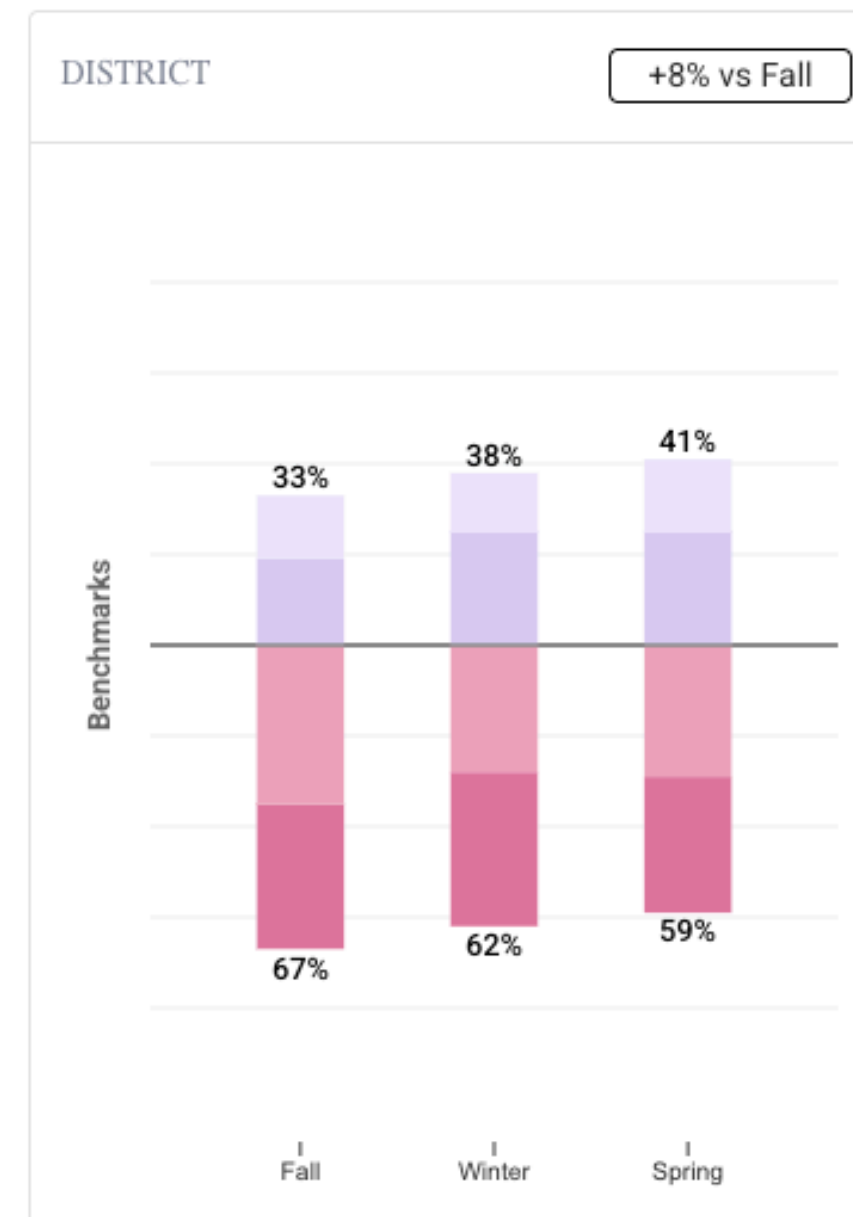
| Grade Level | Median Student <small>more data</small> | | Predicted Score | End of Year Goal Score | Benchmark Score |
|-------------|---|---|------------------|------------------------|------------------|
| | Fall Score | Spring Score | | | |
| KG | <div><div></div><div></div><div>37</div><div></div></div> | <div><div></div><div></div><div>68</div><div></div></div> | <div></div> 67.3 | <div></div> 65.0 | <div></div> 65.0 |
| ONE | <div><div></div><div></div><div>25</div><div></div></div> | <div><div></div><div></div><div>55</div><div></div></div> | <div></div> 54.1 | <div></div> 60.0 | <div></div> 60.0 |

AMATH

2022-2024



2024-2025



AMATH

2023-2024

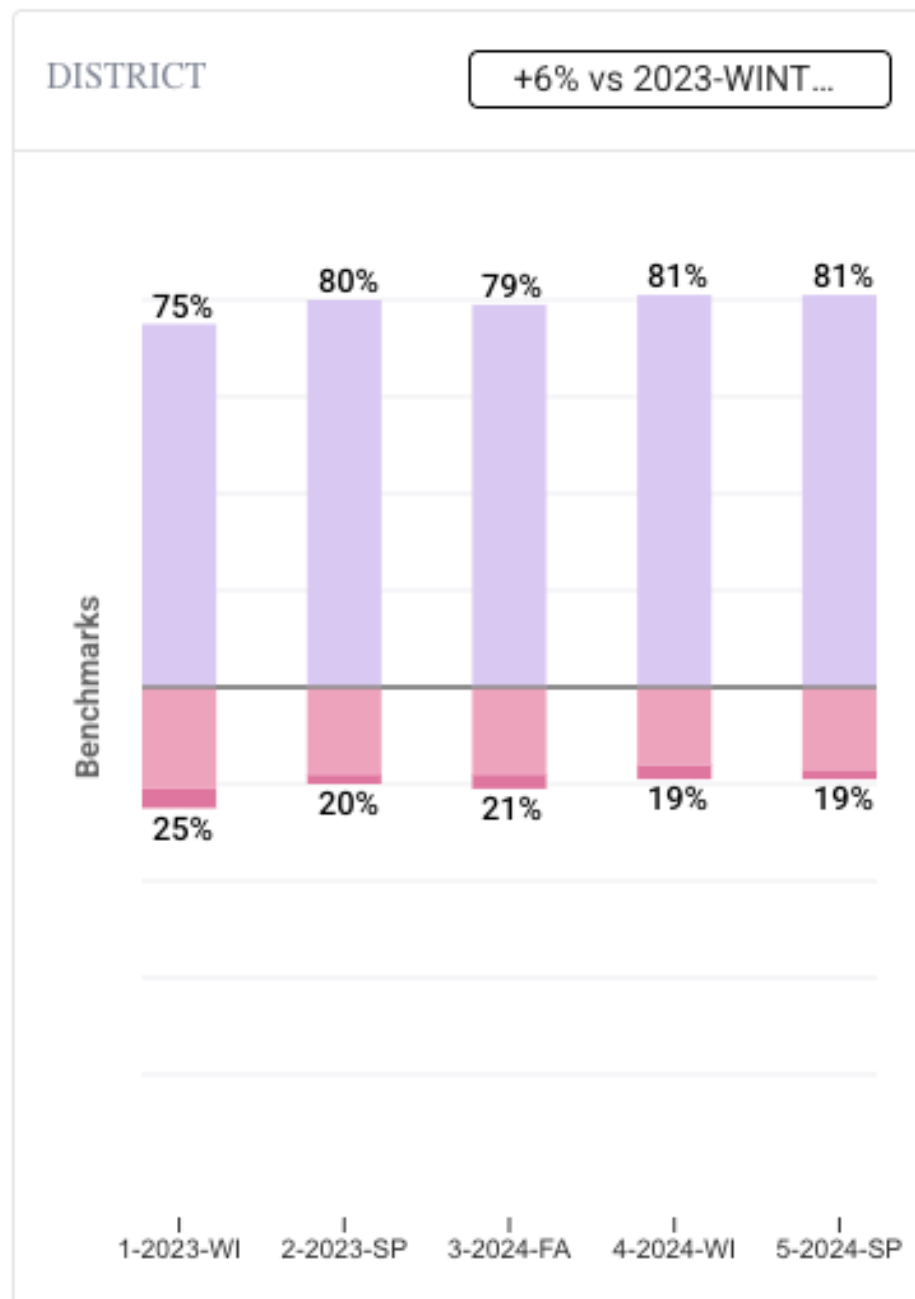
| Grade Level | Median Student <small>More Data</small> | | Predicted Score | End of Year Goal Score | Benchmark Score |
|-------------|---|---|------------------------------|------------------------------|------------------------------|
| | Fall Score | Winter Score | | | |
| TWO | <div><div></div><div></div><div></div><div></div></div> 192 | <div><div></div><div></div><div></div><div></div></div> 199 | <div><div></div></div> 207.3 | <div><div></div></div> 205.0 | <div><div></div></div> 205.0 |
| THREE | <div><div></div><div></div><div></div><div></div></div> 197 | <div><div></div><div></div><div></div><div></div></div> 207 | <div><div></div></div> 211.6 | <div><div></div></div> 215.0 | <div><div></div></div> 209.0 |
| FOUR | <div><div></div><div></div><div></div><div></div></div> 207 | <div><div></div><div></div><div></div><div></div></div> 212 | <div><div></div></div> 216.6 | <div><div></div></div> 222.0 | <div><div></div></div> 213.0 |
| FIVE | <div><div></div><div></div><div></div><div></div></div> 208 | <div><div></div><div></div><div></div><div></div></div> 213 | <div><div></div></div> 215.1 | <div><div></div></div> 218.0 | <div><div></div></div> 218.0 |
| SIX | <div><div></div><div></div><div></div><div></div></div> 210 | <div><div></div><div></div><div></div><div></div></div> 212 | <div><div></div></div> 213.5 | <div><div></div></div> 220.0 | <div><div></div></div> 220.0 |

2024-2025

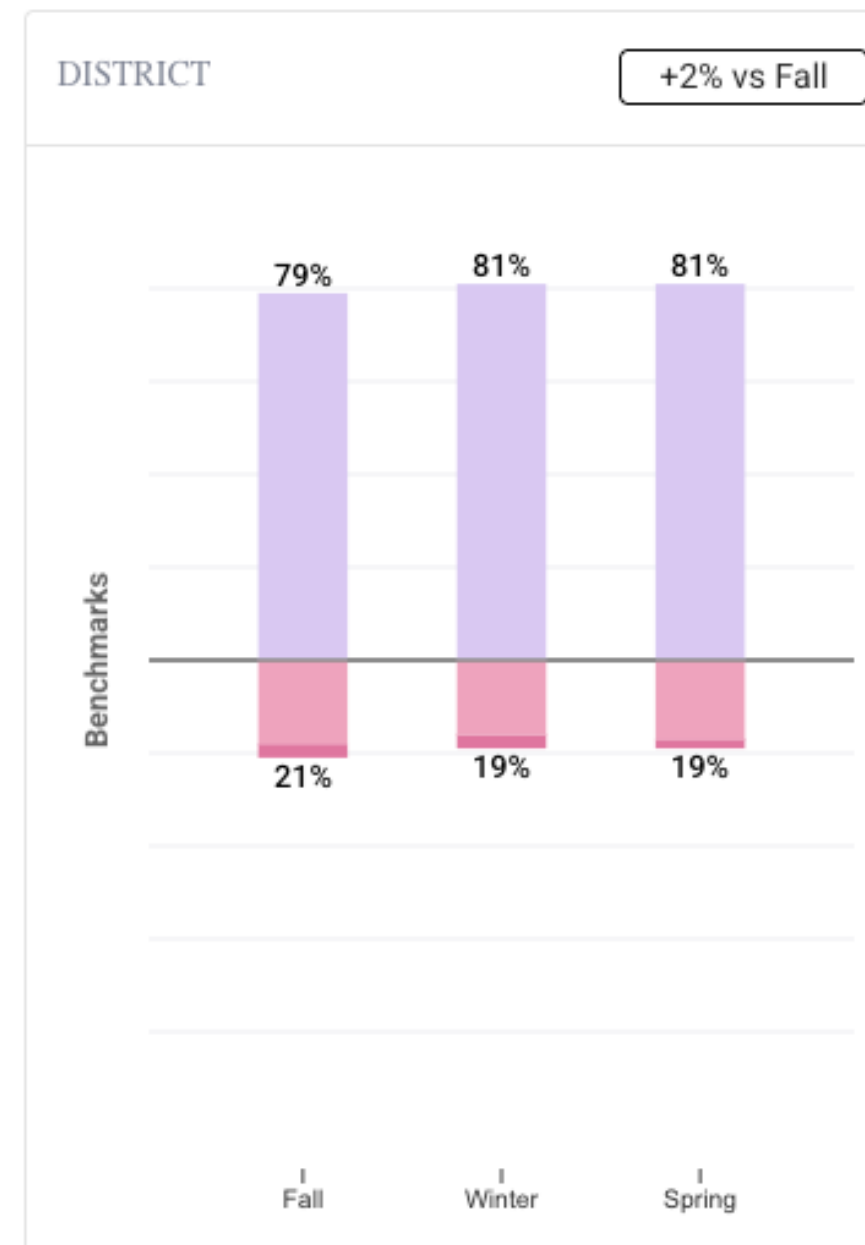
| Grade Level | Median Student <small>More Data</small> | | Predicted Score | End of Year Goal Score | Benchmark Score |
|-------------|---|---|------------------------------|------------------------------|------------------------------|
| | Fall Score | Spring Score | | | |
| TWO | <div><div></div><div></div><div></div><div></div></div> 193 | <div><div></div><div></div><div></div><div></div></div> 207 | <div><div></div></div> 207.5 | <div><div></div></div> 209.0 | <div><div></div></div> 205.0 |
| THREE | <div><div></div><div></div><div></div><div></div></div> 199 | <div><div></div><div></div><div></div><div></div></div> 206 | <div><div></div></div> 206.4 | <div><div></div></div> 209.0 | <div><div></div></div> 209.0 |
| FOUR | <div><div></div><div></div><div></div><div></div></div> 207 | <div><div></div><div></div><div></div><div></div></div> 211 | <div><div></div></div> 211.2 | <div><div></div></div> 213.0 | <div><div></div></div> 213.0 |
| FIVE | <div><div></div><div></div><div></div><div></div></div> 211 | <div><div></div><div></div><div></div><div></div></div> 222 | <div><div></div></div> 222.0 | <div><div></div></div> 229.0 | <div><div></div></div> 218.0 |
| SIX | <div><div></div><div></div><div></div><div></div></div> 214 | <div><div></div><div></div><div></div><div></div></div> 220 | <div><div></div></div> 219.7 | <div><div></div></div> 225.5 | <div><div></div></div> 220.0 |

MYSAEBRS (SELF RATING)

2022-2025



2024-2025



**What are we doing at stride
to move the arrows?**

- **READ ACT**

- CAREIALL
- LETRS
- UFLI

- **Ongoing Professional Development**

- New Teachers Years 1-3
- FastBridge
- Data Dives
- Differentiation
- RCD
- RCA



MCA

(MN Comprehensive Assessments)



Spring (Preliminary)

MCA-READING

| | Does not Meet | | Partially Meets | | Meets | | Exceeds | |
|---------|---------------|------|-----------------|------|-------|------|---------|------|
| | 2024 | 2025 | 2024 | 2025 | 2024 | 2025 | 2024 | 2025 |
| Grade 3 | 48 | 50 | 6 | 5 | 12 | 10 | 1 | 1 |
| Grade 4 | 34 | 44 | 13 | 9 | 10 | 5 | 1 | 2 |
| Grade 5 | 26 | 16 | 20 | 10 | 17 | 28 | 3 | 3 |
| Grade 6 | 37 | 27 | 9 | 7 | 12 | 19 | 0 | 2 |



MCA-READING

| | Does not Meet | | Partially Meets | | Meets | | Exceeds | |
|---------|---------------|------|-----------------|------|-------|------|---------|------|
| | 2024 | 2025 | 2024 | 2025 | 2024 | 2025 | 2024 | 2025 |
| Grade 7 | 47 | 36 | 8 | 9 | 9 | 10 | 3 | 1 |
| Grade 8 | 44 | 34 | 7 | 16 | 14 | 11 | 3 | 1 |

MCA-MATH

| | Does not Meet | | Partially Meets | | Meets | | Exceeds | |
|---------|---------------|------|-----------------|------|-------|------|---------|------|
| | 2024 | 2025 | 2024 | 2025 | 2024 | 2025 | 2024 | 2025 |
| Grade 3 | 25 | 29 | 20 | 19 | 16 | 17 | 5 | 4 |
| Grade 4 | 29 | 40 | 15 | 12 | 12 | 6 | 2 | 3 |
| Grade 5 | 34 | 25 | 19 | 12 | 10 | 18 | 2 | 3 |
| Grade 6 | 40 | 47 | 16 | 16 | 2 | 7 | 1 | 0 |

MCA-MATH

| | Does not Meet | | Partially Meets | | Meets | | Exceeds | |
|---------|---------------|------|-----------------|------|-------|------|---------|------|
| | 2024 | 2025 | 2024 | 2025 | 2024 | 2025 | 2024 | 2025 |
| Grade 7 | 54 | 41 | 10 | 1 | 3 | 7 | 0 | 0 |
| Grade 8 | 49 | 50 | 14 | 9 | 4 | 3 | 1 | 0 |

QUESTIONS

